



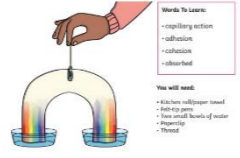



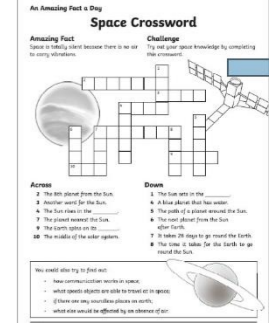



English	Science, Technology and Maths	Humanities	The Arts	Staying Physically Active	Staying Mentally Active																																				
<p>Practice your spellings</p> <p>Year 3 -build, guide, guard, wheat, whole, honest, whirl, gnome, gnaw, surprise</p> <p>Year 4 -frantically, curiously, obediently, carefully, rapidly, unexpectedly, deliberately, hurriedly, reluctantly, gorgeous.</p> <p>Make a list of things that you could persuade people to do. This could include joining a football team/ swimming team, persuading parents to buy a pet. Persuade the cook to make a special dinner?</p>	<p>Power Maths ~ Next Lesson</p> <p>Science</p> <p>By now you should understand the meanings of these words. Evaporation, condensation, precipitation, collection, clouds, rain, sleet, hail, snow.</p> <p>If there are any you are unsure of look them up and find out the meaning.</p>	<p>Prepare a power point telling your teacher everything you have learnt about the Romans over this term.</p>	<p>We have learnt a lot about the Romans this half term. Think about your favourite part of the topic and paint a picture to illustrate this. Can you write some information you have learnt onto the picture?</p>		<table border="1" data-bbox="2531 233 2798 499"> <tr><td>6</td><td>3</td><td>2</td><td>4</td><td></td><td></td></tr> <tr><td>4</td><td></td><td>1</td><td>6</td><td>3</td><td></td></tr> <tr><td></td><td>6</td><td>3</td><td>1</td><td></td><td></td></tr> <tr><td>1</td><td></td><td>5</td><td></td><td>6</td><td></td></tr> <tr><td>5</td><td></td><td></td><td>3</td><td></td><td>4</td></tr> <tr><td></td><td></td><td></td><td></td><td></td><td>6</td></tr> </table>	6	3	2	4			4		1	6	3			6	3	1			1		5		6		5			3		4						6
6	3	2	4																																						
4		1	6	3																																					
	6	3	1																																						
1		5		6																																					
5			3		4																																				
					6																																				
<p>Use the look cover write check method to practice your spellings.</p> <p>Using the boxing up grid start to plan your hot task. Remember to include the magpied strong words to help your arguments.</p>	<p>Power Maths ~ Next Lesson</p> <p>Science</p> <p>Try this rain cloud in a glass activity. Fill a glass two thirds full with water. Top the glass with shaving foam and then drop drops of water with blue food colouring in into the cloud. Now watch it rain.</p> 	<p>Maybe you could have one page entitled the most amazing thing about the Romans is....</p>	<p>Collage a poster of the water cycle maybe you can use cotton wool for the clouds bubble wrap for the raindrops be as creative as possible and label the water cycle up.</p> 	<p>Find a bucket or a bowl standing 3 metres back how many times can you throw the ball into the bucket in 5 minutes</p>	<p>Complete this poem.</p> 																																				
<p>Write your spellings into a sentence, if there are any words you don't understand, find the meaning using a dictionary or look the meanings up on the internet.</p> <p>Explain your argument to a parent - does it make sense?</p> <p>Draw out your argument in pictures - does it flow? Can you see the different paragraphs in your drawings? Include your punctuation so that when it comes to writing your story, you do not forget it.</p>	<p>Power Maths ~ Next Lesson</p> <p>Science</p> <p>Grow a rainbow</p> <p>Science Experiment</p> 	<p>You could illustrate your power point with your own pictures by copying and pasting them onto your work.</p>	<p>Make some salt dough up with your parents and sculpt a model of a roman soldier. Allow the dough to air dry or dry it slowly in the oven then paint your soldier and varnish when dry. Take a photo to share with your teacher.</p>																																						
<p>Practice your spellings.</p> <p>Hot Task</p> <p>Write your persuasive text. Do not forget to use your plan and drawings. Remember to use the strong persuasive words in your writing that can be magpied from the focus text. Each paragraph is important, do not forget them.</p>	<p>Power Maths ~ Next Lesson</p> <p>Science</p> 	<p>Don't forget to share the power point with your teachers.</p>	<p>Can you make up some marching music for the roman soldiers to enter the colosseum? You can use things at home to make the instruments (saucepans, plastic boxes, cardboard boxes). Record your music and share with your teachers.</p>	<p>Place some markers in a line dribble a football in and out of the markers when you get to the top dribble the ball back again. How many times can you do this in 5 minutes?</p>																																					
<p>Get a parent to test your spellings, practice any you got wrong.</p> <p>Read through your text with an adult and highlight any spellings or punctuation mistakes, talk about how the persuasion text has worked. Could you do anything better?</p>	<p>Power Maths ~ Next Lesson</p> <p>Science</p> <p>Can you make a water wheel explaining the four stages of the water cycle use the words from Tuesday in your explanations?</p>	<p>Evaluate your presentation and say what you would make better next time and what you were happy with.</p> 	<p>Follow these step by step instructions to draw a roman soldier. Can you draw a big one and paint it share your attempts with you teacher so they can celebrate your achievements?</p> <p>https://www.youtube.com/watch?v=XLHeXL6zhco</p>	<p>Standing with your feet together and swinging your arms how far can you jump. Have 5 goes and record your longest jump. Some of these activities you may have done on sports day before.</p> <p>Share a picture with your teachers.</p>	<p>As you prepare for your summer break write down three things you would like to do with your family if circumstances permit.</p>																																				