









# Years 3 and 4

English	Science, Technology and Maths	Humanities	The Arts	Staying Physically Active	Staying Mentally Active												
<p>Practice this week's spellings: Year 3 creature, picture, nature, furniture, capture, culture, moisture, future, gesture, structure. Year 4 Various, furious, glorious, victorious, mysterious, humorous, glamorous, vigorous, odorous, rigorous Re-cap the king of the fishes text. Think about what animal, who is king or queen, your main character could save. Think about where the setting would be. Draw your main character or develop it using digital technology.</p>	<p>Power Maths ~ Next Lesson <b>Science</b> Find out the meanings of these words. Melting, melting point, freezing, freezing point.</p>	<p>This week we are going to start work on the colosseum What do you know about the Colosseum?</p>	<p><a href="https://www.youtube.com/watch?v=rZK-kEnhp-8">https://www.youtube.com/watch?v=rZK-kEnhp-8</a></p> 	<p><b>Joe Wicks: 5-Minute Move Workout</b> <b>Touch the Sky</b></p> <ol style="list-style-type: none"> <li>1. Start with your feet a bit wider than your shoulders.</li> <li>2. Bend your knees.</li> <li>3. Touch the floor.</li> <li>4. Stand up straight.</li> <li>5. Stretch your arms high above your head.</li> </ol> 	<p>Which people in your life are you looking forward to seeing again? Draw a picture with you at the centre, and people you are looking forward to seeing around you. As you draw, think about your favourite things about these people.</p>												
<p>Create a list of words to describe your king or queen, use words that describe your picture developed yesterday. Write a description of your character. Read your description to your adult do they think it matches your picture?</p>	<p>Power Maths ~ Next Lesson <b>Science</b> When we change matter from solid to liquid it is called_____. When we change matter from liquid to solid it is called_____.</p>	<p>Can you write a short paragraph about what the colosseum was like in ancient Roman times? How was the Colosseum set out? What did the Romans enjoy watching in the colosseum?</p>	<p>Look at the video and the picture above and have a go at drawing the colosseum over the next few days. Share this with your teachers.</p>	<p><b>Joe Wicks: 5-Minute Move Workout 3</b> <b>Touch Toes, Clap Hands</b></p> <ol style="list-style-type: none"> <li>1. Sit down on the floor.</li> <li>2. Legs out in front of you.</li> <li>3. Stretch your arms to touch your toes.</li> <li>4. Stand up.</li> <li>5. Clap your hands above your head.</li> </ol> 	<p>Whilst you are outside today, sit quietly and close your eyes. Concentrate on what you can hear and feel – the birds, the wind etc. Try to sit still and quiet for as long as you can.</p>												
<p>Today we need to think about our main character, what job do they do? Can you make a list of main characters and how they might come across your king or queen?</p>	<p>Power Maths ~ Next Lesson <b>Science</b> Try this experiment. Get 3 foil cases on three pieces of chocolate. Put one piece of chocolate in each case. Float one on cold water one on warm water and one on hot water. Record what happens and report back to your teacher. Can you write this up as a proper scientific experiment with a diagram?.</p>	 <p>Can you write about the four sectors and who would sit in each sector?</p>	<p>Now you have done a sketch of the colosseum can you have a go at painting it? Look carefully at the perspective and how the windows decrease in size the further you go back.</p>	<p><b>Joe Wicks: 5-Minute Move Workout</b> <b>Squat Knee-Up</b></p> <ol style="list-style-type: none"> <li>1. Start with your feet a bit wider than your shoulders.</li> <li>2. Bend your knees as if sitting in a chair.</li> <li>3. Stand up straight.</li> <li>4. Lift one knee high.</li> <li>5. Bring your elbow to your knee.</li> <li>6. Repeat, this time using the other knee.</li> </ol> 	<p>Write down 3 jobs you could do for your grownups this week. Do the jobs and ask them to rank how you did. How does it make you feel to help out?</p>												
<p>Using the boxing up grid start to plan your own story. Read the two plans one which hugs the story and one which shakes hand with it and decide which you prefer to go with.</p>	<p>Power Maths ~ Next Lesson <b>Science</b> Make some chocolate crispies by melting chocolate you can add some fruit to make them healthier. Take a photo to share with your teacher.</p> 	<p>Can you make a 3d model of the colosseum and share a picture with your teacher? Make sure you show the four levels.</p>	<p>Listen to this piece of Ancient Roman music. What instrument can you hear? Do you like the music? <a href="https://www.bing.com/videos/search?q=ancient+roman+music&amp;&amp;view=detail&amp;mid=BFA74331D680832E3B92&amp;&amp;FORM=VDRV">https://www.bing.com/videos/search?q=ancient+roman+music&amp;&amp;view=detail&amp;mid=BFA74331D680832E3B92&amp;&amp;FORM=VDRV</a> <a href="#">RV</a></p>	<p><b>Joe Wicks: 5-Minute Move Workout</b> <b>Lunge</b></p> <ol style="list-style-type: none"> <li>1. Start with your feet together.</li> <li>2. Step back with one leg.</li> <li>3. Touch your front foot with your hand.</li> <li>4. Stand up straight.</li> <li>5. Repeat with your other leg.</li> <li>6. Keep going!</li> </ol> 	<p>Listen to your favourite song. What instruments can you hear? How does the song make you feel? Can you make up a dance to go with the song?</p>												
<p>Continue to develop your story plan put all your ideas on the plan but keep a clear idea of where your story is going.</p>	<p>Power Maths ~ Next Lesson <b>Science</b> Melting Points</p> <table border="1" data-bbox="611 1818 819 1955"> <thead> <tr> <th>ice</th> <th>water</th> <th>gold</th> </tr> </thead> <tbody> <tr> <td>0°C</td> <td>100°C</td> <td>1063°C</td> </tr> <tr> <td>32°F</td> <td>212°F</td> <td>1941°F</td> </tr> <tr> <td>273K</td> <td>373K</td> <td>1336K</td> </tr> </tbody> </table>	ice	water	gold	0°C	100°C	1063°C	32°F	212°F	1941°F	273K	373K	1336K	<p>Continue with your model and finish your writing and share them with your teacher.</p>	<p>The music was played on a Lyre. Can you have a go at making a lyre.</p> 	<p>Outside put two markers about 10 meters apart. In 5 minutes see how many times you can run between these two markers. Re-do this next week to see if you can beat this week's score.</p>	<p>Can you have a go at writing a poem about lockdown it doesn't have to rhyme. It should recall all your thoughts, feelings and observations. They can be happy or sad thoughts just write them down and share them with your teachers.</p>
ice	water	gold															
0°C	100°C	1063°C															
32°F	212°F	1941°F															
273K	373K	1336K															

